



Asia Pacific Aviation: Pressing Ahead

Expansion and Growth: The Revenue Opportunity

**Andrew Herdman, Director General
Association of Asia Pacific Airlines**

**Unisys Travel and Transportation Conference
Honolulu, 21-23 March 2006**



Presentation outline

- **Asia Pacific aviation**
- **A global force**
- **China growth impact**
- **Future outlook**



Asia Pacific Aviation: Pressing ahead

- At the heart of Asia Pacific's economic development
- Quality service reputation allied to good cost management
- Able to compete against the world's best
- Well placed to take advantage of new global opportunities



AAPA
ASSOCIATION OF ASIA PACIFIC AIRLINES

Aviation: what a great industry in 2015 !

- 1915 ~ 0.1 million passengers
- 1965 ~ 15 million passengers
- 2005 ~ 2,200 million passengers
- 2015 ~ 3,600 million passengers

- Outstanding safety record
- Air travel delivers global mobility
- Wider social and economic benefits

- Carries 35% of global trade by value
~ 70 million tonnes by 2015

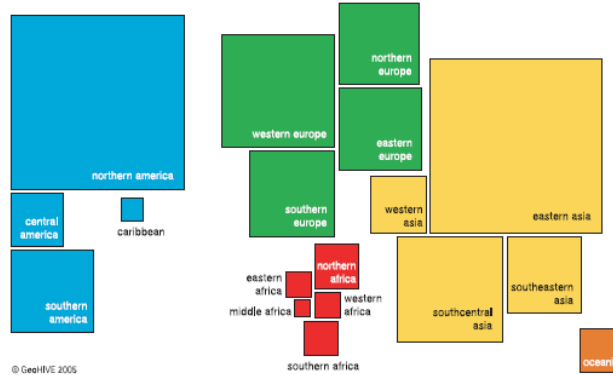


AAPA
ASSOCIATION OF ASIA PACIFIC AIRLINES

Source: ATAG, AAPA projections 2015

The global economy

Average GDP per region



© Geohive 2005

Figure 3.

Source: Geohive

AAPA
ASSOCIATION OF ASIA PACIFIC AIRLINES

Asia Pacific Aviation in 2005



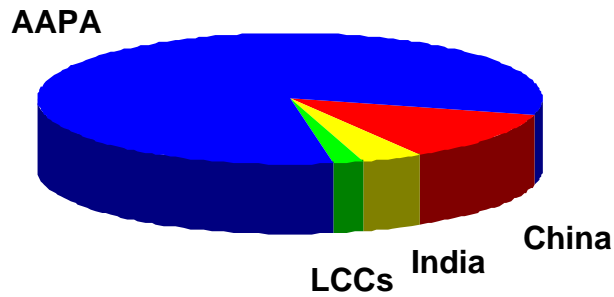
- US\$ 92 billion revenue
- US\$ 2 billion net profit
- 440 million passengers
 - Domestic: 270 million
 - International: 170 million
- 13 million tonnes of cargo
- 300,000 employees
- 2,700 aircraft
- Global market share
 - 24% global pax traffic
 - 39% global cargo traffic

Data: 2005 estimates for combined AAPA + non-AAPA airlines GMT+5 to GMT+12

AAPA
ASSOCIATION OF ASIA PACIFIC AIRLINES

Asia Pacific Aviation

Revenue shares of Asia Pacific based airlines



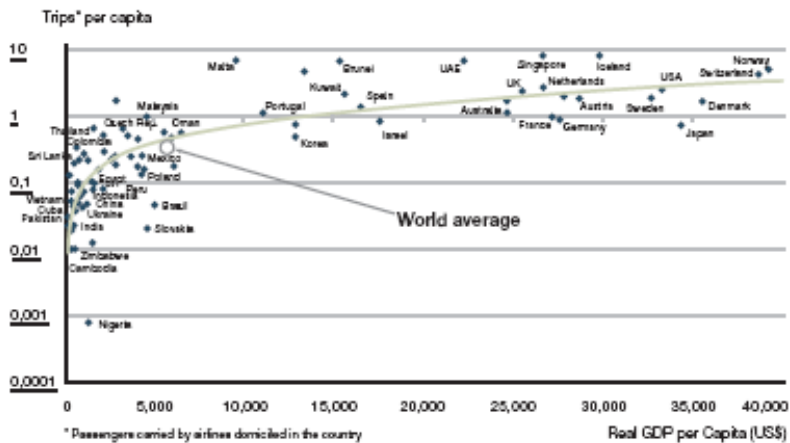
Total revenues ~ US\$ 92 billion

Data: 2005 estimates

AAPA
ASSOCIATION OF ASIA PACIFIC AIRLINES

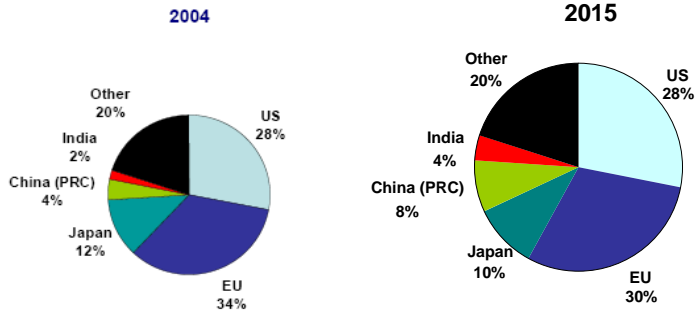
Rising incomes boost travel demand

Large potential for future growth in air travel



Growth potential of middle-income consumers in China and India

World GDP boosted by growth in China & India

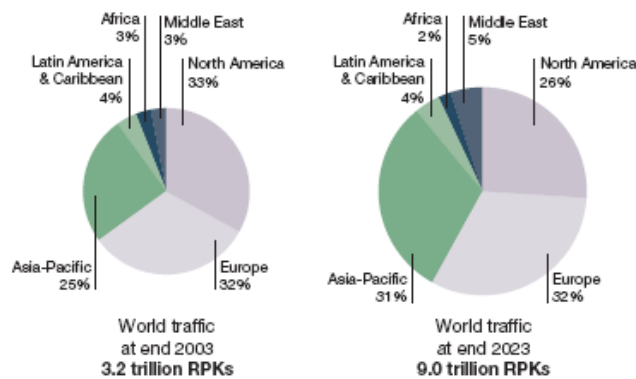


Source: PATA AAPA estimates

AAPA
ASSOCIATION OF ASIA PACIFIC AIRLINES

Asia Pacific share of world traffic

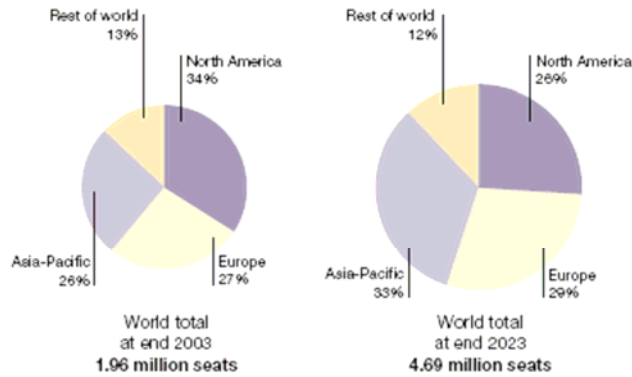
Shares of world traffic



Source: Airbus market outlook

Asia Pacific share of world traffic

Airlines in Europe & Asia-Pacific will operate more seats than in North America



Source: Airbus market outlook

Mainland China carriers



and others



→ 138 million passengers

Domestic 115 million

International 23 million

→ 3 million tonnes of cargo

AAPA members also offer 800 weekly flights to 29 Chinese cities

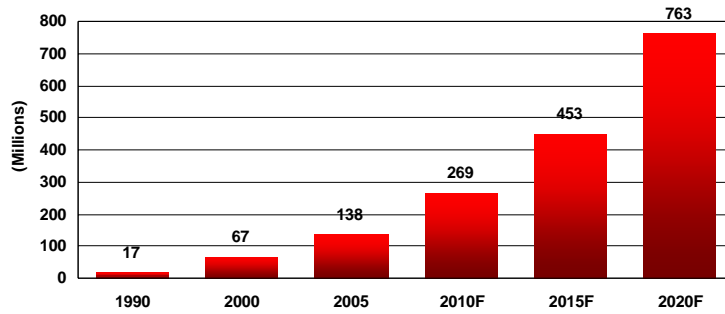


Data: 2005

Source: CAAC and OAG

China's traffic: passenger numbers forecast

Mainland China's Air Transport: Passenger Numbers

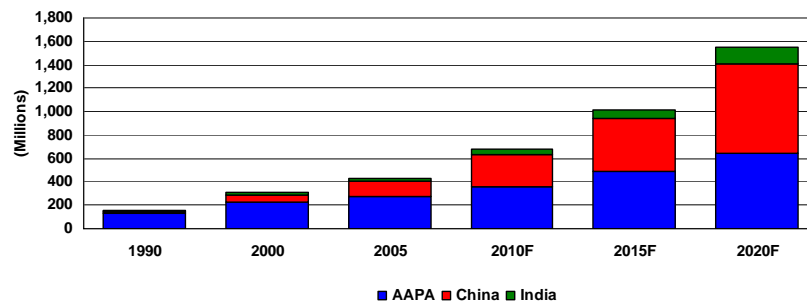


Source: CAAC Estimates: 2007-2010 AAGR 14% and 2010-2020 AAGR 11%

AAPA
ASSOCIATION OF ASIA PACIFIC AIRLINES

Future Asia Pacific aviation: passenger numbers

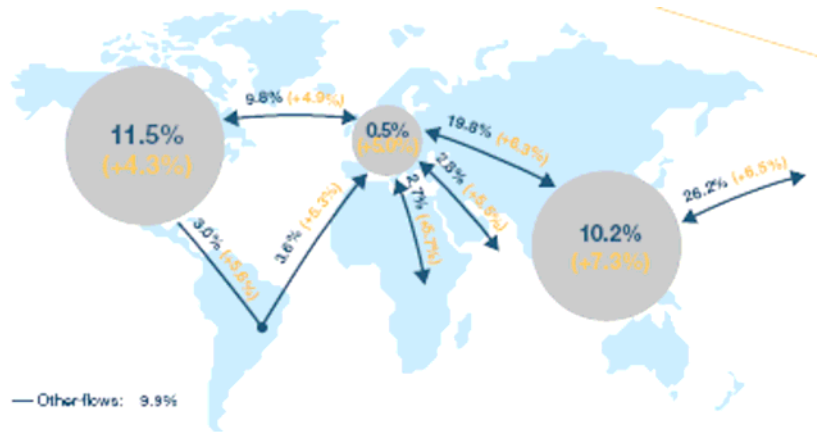
Passenger Numbers: AAPA, China and India



AAPA estimates

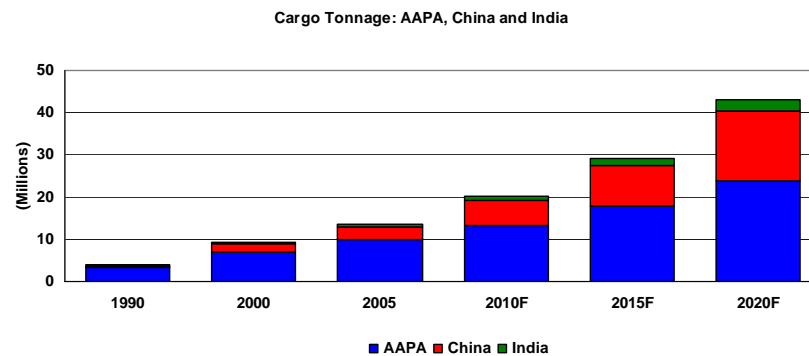
AAPA
ASSOCIATION OF ASIA PACIFIC AIRLINES

Global Air Cargo Traffic 2023 forecast



Source: Airbus market outlook


Future Asia Pacific aviation: cargo tonnage



AAPA estimates

AAPA
ASSOCIATION OF ASIA PACIFIC AIRLINES

Asia Pacific Aviation in 2015



- US\$ 230 billion revenue
- Profitable (?)
- 1,200 million passengers
 - Domestic: 820 million
 - International: 380 million
- 28 million tonnes of cargo
- 7,000 aircraft
- Global market share
 - 33% global pax traffic
 - 45% global cargo traffic

Data: 2015 projections for combined AAPA + non-AAPA airlines GMT+5 to GMT+12



AAPA Association of Asia Pacific Airlines

        	       	<p>→ Regional trade association representing 17 major international airlines based in Asia Pacific</p> <p>→ Committed to promoting sustainable growth of the aviation industry serving both passenger and freight needs</p> <p>→ Work with member airlines, governments, regulators and industry partners on issues of common concern</p> <p>→ Permanent secretariat headquartered in Kuala Lumpur, Malaysia</p> <p>→ Representation in Washington and Brussels</p>
---	--	---





Andrew Herdman, Director General
ASSOCIATION OF ASIA PACIFIC AIRLINES
herdman@aapa.org.my
www.aapairlines.org

